

luxtella

street



**HIGH EFFICIENT
LED STREET LUMINAIRES
MADE IN SLOVENIA**

TECHNICAL DATA

Luxtella street luminaries are technical luminaries that are designed to fulfil most demanding light calculation scenes like S, ME, CE classes with different adaptation to local lighting standards.

Electrical characteristics

- 220 - 240V input (XPL)
- 110-277V input (XTE and 72LED XPL)
- Power factor at full load more than 0,95.
- Up to 99% driver efficiency at full load with Philips Xitanium led driver.
- Dimming options: Lumistep, Line switch, DALI, 1-10V and Dynadimmer upon request.
- 3kV (XTE LED models and 72LED model with XPL, option 10kV) and 6kV (XPL LED models (except 72 LED model), option 10kV) surge protection.
- Protection class I or protection class II.



Mechanical characteristics

- Housing made of aluminium.
- Top pole or side entry. Standardly equipped with 60mm pole connector, 76mm as an option.
- Possibility to change inclination from -15° up to +15° with step of 5°.
- Standardly equipped with 0,5m connecting cable, longer cable upon request.
- Finish made of anodisation and dust painted with epoxy paint thermal treatment to ensure long-term environmental protection against all weather conditions. RAL 9006 or upon request.
- All screws are made of stainless steel.
- All gaskets are made of ozone and UV resistant silicone for IP66 protections.
- Certified for IK10.



LEDs

We are using high efficient Cree LEDs that ensures long lifetime and highest lm/w efficiency in industry.

Basic line of Luxtella is using XTE LEDs.

Advanced line of Luxtella is using XPL LED, for even higher efficiency and better optical performances.



In below spreadsheet there are stated total – system W. Below lumen is LED lumen. System lumen is available for each optic in elumdata file and is lower than LED lumen for app 5% (depend of type of lens). Standard colour temperature is 4000K. We offer also 3000K version with app 13% lower lumen output. In addition, up to 6500K versions are available with same lumen output as 4000K.

XTE LED		
12 LED		
350 mA	15W (sys)	1.650 lm (LED)
500 mA	21W (sys)	2.200 lm (LED)
24 LED		
350 mA	29W (sys)	3.200 lm (LED)
500 mA	41W (sys)	4.300 lm (LED)
36 LED		
350 mA	42W (sys)	4.700 lm (LED)
500 mA	60W (sys)	6.300 lm (LED)
48 LED		
350 mA	55W (sys)	6.550 lm (LED)
500 mA	79W (sys)	8.850 lm (LED)
60 LED		
350 mA	67W (sys)	7.800 lm (LED)
500 mA	98W (sys)	10.800 lm (LED)
72 LED		
350 mA	80W (sys)	9.500 lm (LED)
500 mA	116W (sys)	12.800 lm (LED)

XPL LED		
12 LED		
800 mA	34W (sys)	4.150 lm (LED)
900 mA	38W (sys)	4.500 lm (LED)
1000 mA	42W (sys)	4.900 lm (LED)
24 LED		
800 mA	62W (sys)	8.300 lm (LED)
900 mA	70W (sys)	9.000 lm (LED)
1000 mA	78W (sys)	9.850 lm (LED)
36 LED		
800 mA	92W (sys)	11.600 lm (LED)
900 mA	103W (sys)	12.700 lm (LED)
1000 mA	115W (sys)	13.950 lm (LED)
72 LED		
500 mA	106W (sys)	15.350 lm (LED)
600 mA	128W (sys)	17.950 lm (LED)
700 mA	151W (sys)	20.650 lm (LED)

Upon request, we can supply also Luxtella with driving current between 350mA and 500mA for XTE LED. Driving current below 800mA for XPL LED is also available.



TECHNICAL DATA

Optical characteristics

- Standardly we are using PMMA that is 100% UV resistant which prevents against yellowing over the entire lifetime.
- Polycarbonate lenses ensure high impact resistance.
- Photometric files are available upon request.

Optic A (with XTE LEDs)

Optimised for ME and S road lighting classes

Pole height 4 – 6m, pole spacing from 20 – 30m (S classes), and height from 7 – 12m, spacing from 30 – 40m (ME classes)

Luminous flux (luminaire): 2.000 lm

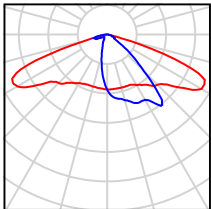
Luminaire wattage: 19W

Arrangement: single row, bottom

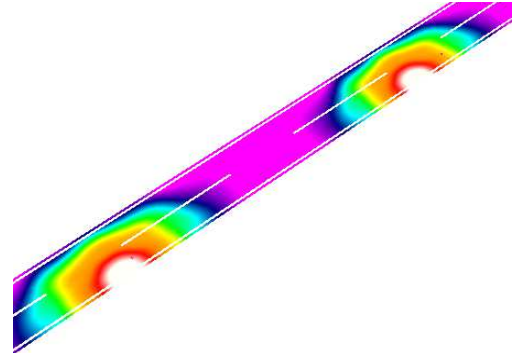
Road width: 4 m

Pole distance: 23 m

Mounting height: 4 m



	E_{av} (lx)	E_{min} (lx)
Calculated values	10.16	2.91
Required values	≥ 7.5	≥ 1.5
Fulfilled/Not fulfilled	✓	✓



Optic G (with XPL and XTE LEDs) Polar diagrams are slightly different for XPE or XTE LEDs, check elumdata file for details.

Optimised for ME road classes and wider roads

Pole height from 7 – 12m, pole spacing from 25 – 45m

Luminous flux (luminaire): 28 779 lm

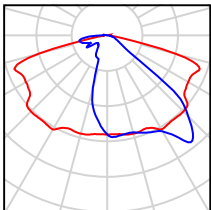
Luminaire wattage: 210 W

Arrangement: single row, bottom

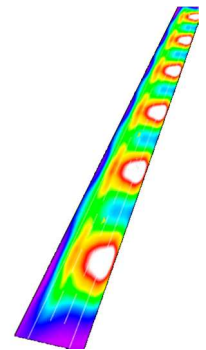
Road width: 10.5 m

Pole distance: 37 m

Mounting height: 12 m



	L_{av} (cd/m ²)	U_0	U_l	TI (%)	SR
Calculated values	2.04	0.58	0.72	10	0.67
Required values	≥ 2.00	≥ 0.40	≥ 0.70	≤ 10	≥ 0.50
Fulfilled/Not fulfilled	✓	✓	✓	✓	✓



Optic C (with XPL and XTE LEDs) Polar diagrams are slightly different for XPE or XTE LEDs, check elumdata file for details.

Optimised for S road classes and narrow roads

Pole height from 4 – 8m, pole spacing from 25 – 45m

Luminous flux (luminaire): 6 957 lm

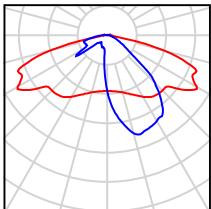
Luminaire wattage: 51 W

Arrangement: single row, bottom

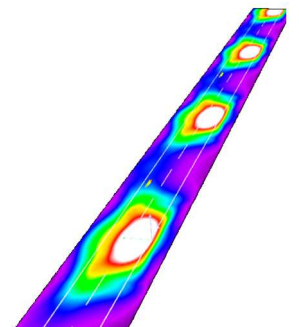
Road width: 7 m

Pole distance: 58 m

Mounting height: 10 m



	$E_m(R3)$ (lx)	E_m/E_{min}	L_{vmax}/L_m
Calculated values	9.0	3.9	0.3
Required values	≥ 9.0	≤ 4.0	≤ 0.4
Fulfilled/Not fulfilled	✓	✓	✓

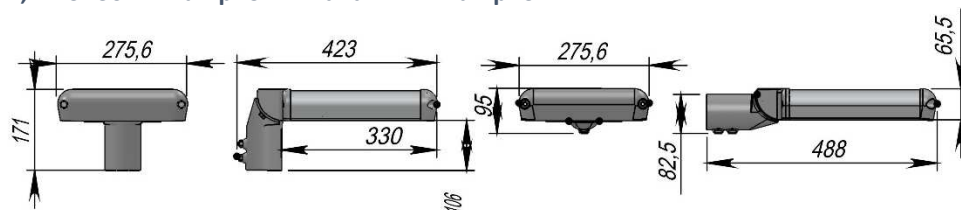


Above are just catalogue examples, please send us specific road situation and we will advise you the right lamp based on the lighting calculation.



TECHNICAL DATA

12, 24 or 36 LED lamp for XTE and 12 LED lamp for XPL



Gross weight: 5,8kg

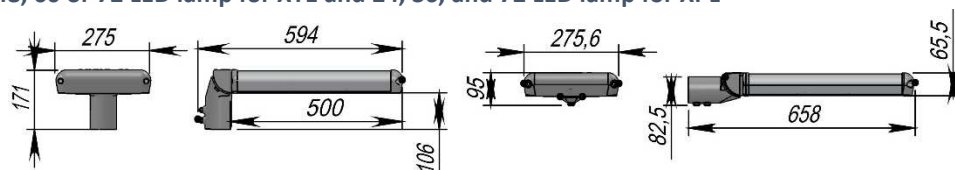
Net weight: 5kg

Wind area: 0,03m²

Box dimension: 54 x 30 x 10 cm

Full euro pallet dimension: 64 units: 80 x 120 x 150 cm

48, 60 or 72 LED lamp for XTE and 24, 36, and 72 LED lamp for XPL



Gross weight: 7,5kg

Net weight: 7 kg

Wind area: 0,035m²

Box dimension: 75 x 30 x 10 cm

Full euro pallet dimension: 48 units: 80 x 120 x 150 cm

Operating temperature from -40°C up to 55°.

Standard warranty is 5 years and can be optionally extended.

	PROTECTION CLASS	LED TYPE	NUMBER OF MODULES	OPTICS	mA	REGULATION	LENGTH OF CABLE	SURGE PROTECTION
L	P	1 protection class I	A XTE-4500K	1 1 module (12led)	A Universal (XTE)	35 350mA	R No regulation	NO INDICATION 0,5 meter 3kV protector (XTE, 72 LED XPL) 6kV protector (XPL)
		2 protection class II	C XTE-4000K	2 2 modules (24led)	C S class (XTE, XPL)	40 400mA	A Dyna dimmer	P 10kV protector
			B XTE-3000K	3 3 modules (36led)	G ME class (XTE, XPL)	45 450mA	G Lumi step 6 h	
			D XPL-4500K	4 4 modules (48led)		50 500mA	K Lumi step 8 h	
			G XPL-4000K	5 5 modules (60led)		60 600mA	F Line switch positive	
				6 6 module (72led)		70 700mA	M Line switch negative	
						80 800mA	D DALI	
						90 900mA	X 1-10V	
						00 1000mA		

In addition, other adjustments are available upon request (for example NEMA socket); consult sales personnel for code!



Manufacturer reserves all rights to make changes in materials and components used in its products. All data are subject to change without prior notice.

Luxtella is brand name of luminaires produced by

Le-tehnika d.o.o.

Šuceva 27, 4000 Kranj, Slovenia, EUROPE

E-mail: luxtella@luxtella.com, WWW.LUXTELLA.COM; Tel: + 386 4 20 20 200, Fax: + 386 4 204 21 22

ver1; 2015